

Safety at Thomas



Thomas Group
Innomotion Park 3
Herdorf

Safety at Thomas

- Access onto the company premises is only permitted after prior notification
- Please wear your visitor badge so that it is visible
- Entry to the production and R&D areas is only permitted in the company of a Thomas employee or after express permission and induction
- Always keep a sufficient distance to machines, equipment, and moving parts
- Safety shoes must be worn in all production and storage areas as well as in the laboratory and R&D areas (Building 1)
- Entry to the designated Electrostatic Discharge (ESD) areas is only permitted with appropriate protective clothing
- Thomas operates on the basis of a purity concept for its production premises. Entry is only permitted in Thomas clothing or disposable gowns

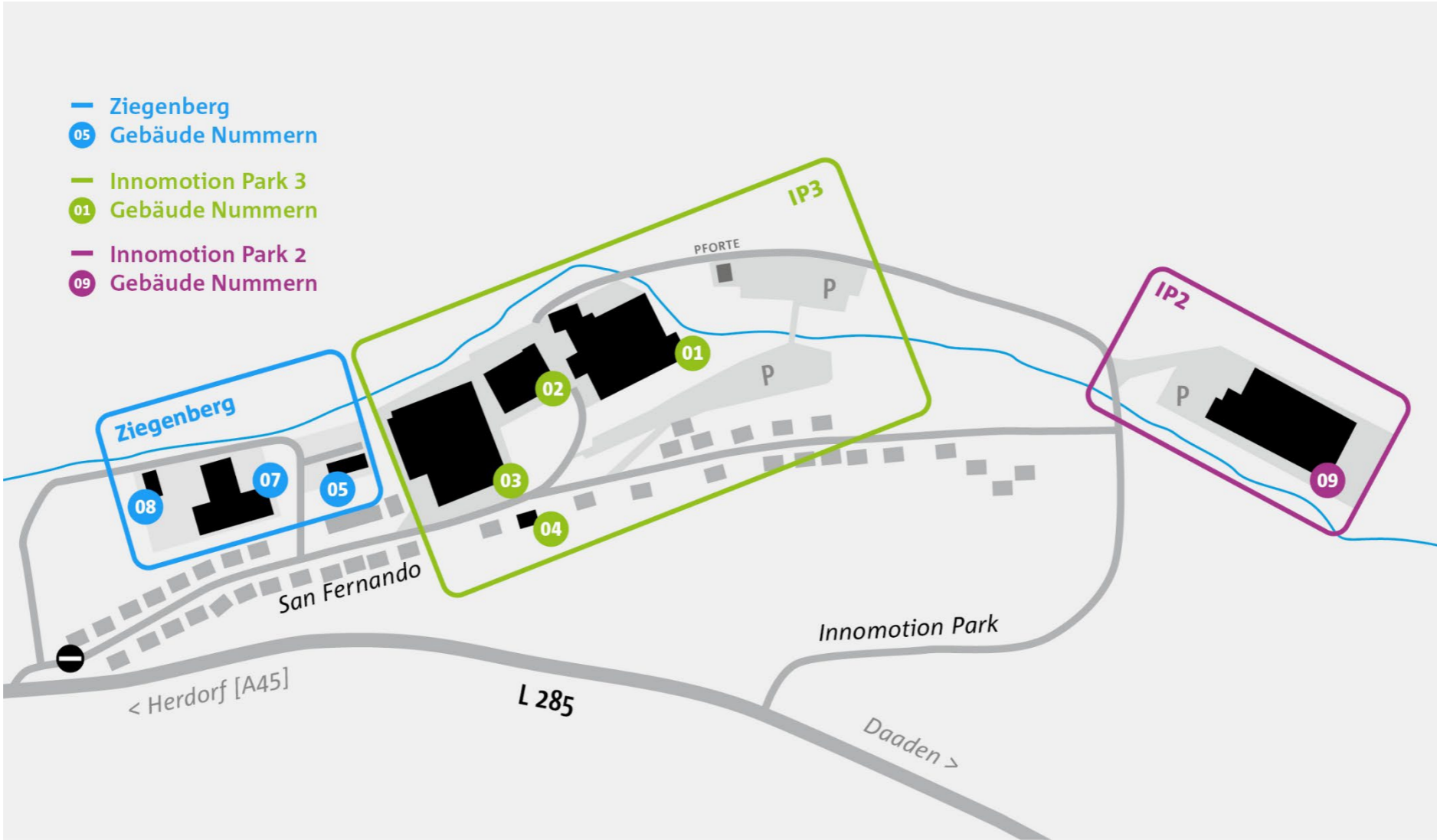


Safety at Thomas

- The maximum speed on the factory premises is 10 km/h (approx. 6 mph)
- Please only park in the designated visitor parking spaces
- Watch out for forklift and factory traffic
- Smoking is generally prohibited within the company premises. Smoking is only permitted outdoors in the designated areas
- The consumption of alcoholic beverages as well as drugs is prohibited
- Taking photographs, video recordings, or other documentation with cameras or mobile phones is prohibited. Exceptions require prior approval
- All business and trade secrets must be kept confidential during the performance of work and subsequent to its completion
- If you have any queries, please get in touch with your contact person at Thomas



Location by building number



Emergency Call & First Aid Measures



Emergency Call & First Aid Measures

1. Keep calm!

2. First aid measures:

- (1) Secure the accident site, while paying attention to self-protection
- (2) Remove the injured person from the danger zone. Make an emergency call: **112**
- (3) Alert first aiders

3. Provide first aid:

- In case of respiratory arrest, immediately start resuscitation measures
- Stop life-threatening bleeding
- Attend to injuries
- Stay with and care for the injured person

4. Instruct rescue personnel

- Assign helpers to brief the rescue forces

EMERGENCY CALL:

- **Where** did the accident/emergency occur?
- **What** happened?
- **How** many people are affected?
- **What** are the injuries?
- **Wait for queries** (do not hang up immediately!)

Defibrillator location Building 01 (IP3)



Building 1:

in the inner corridor
(entrance production /
near other installations)

Defibrillator locations Building 02 (IP3)



Building 2:
in the inner stairwell
(in front of office 0.025)



Building 2:
Exterior
main entrance

Defibrillator location Building 03 (IP3)



Building 3:
on the wall of the service area
(near the storage room/other
installations)

Defibrillator location Building 07




Building 7:
at side entrance production
(near fire alarm system)

Defibrillator locations Building 09 (IP2)



Building 9:
Main entrance
(in airlock)



Building 9:
side entrance production (by
toilets)

Defibrillator locations Building 12 (Rennerod)



Building 12:
in the couch/medical room
(corridor from canteen to side exit)



Building 12:
in the foyer (outer wall)

Fire Prevention

Behavior in case of fire

1. Keep calm!
2. Operate the fire alarm (or call **112** to report the fire)
3. If possible, attempt to extinguish with fire extinguisher, otherwise leave room
4. Get to safety:
 - Warn endangered persons and guide them out of the danger zone, accompany helpless persons and assist them
 - Close windows, doors, and fire protection closures
 - Leave the danger zone via designated escape routes.
Do not use lifts!
 - Go to assembly point



**People first,
firefighting later!**

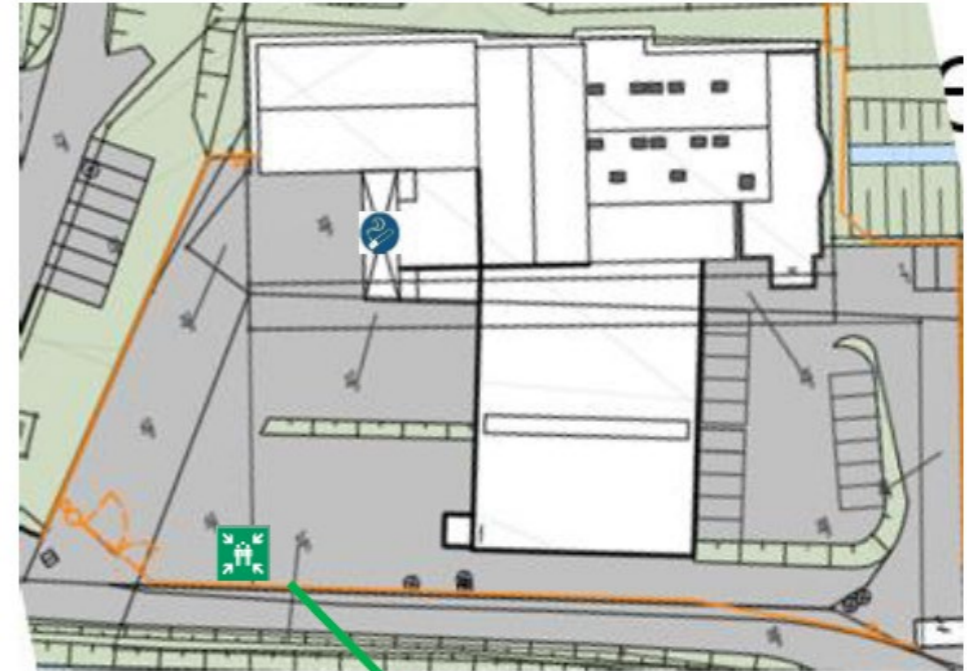
Assembly point IP3 (Buildings 1, 2 + 3)

On the factory premises,
meadow behind building 2



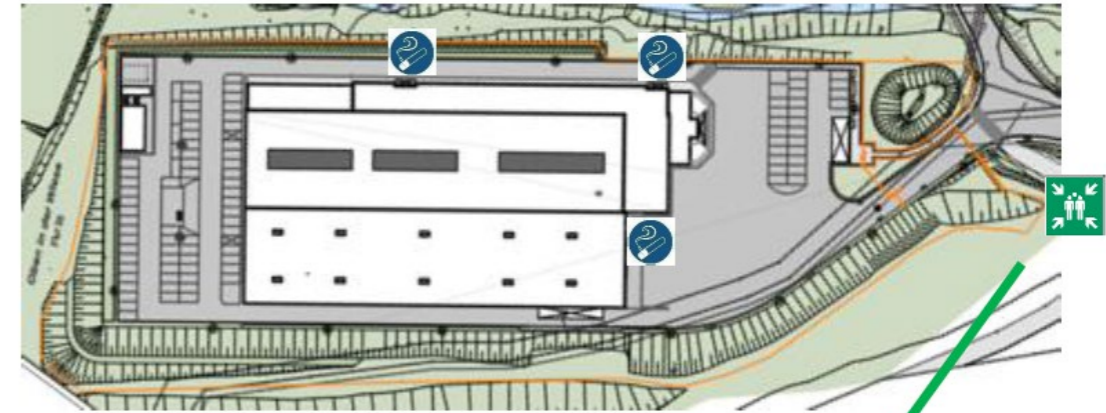
Assembly point Ziegenberg 30 (Building 7)

Inside the fenced area,
to the left of the entrance gate



Assembly point IP2 (Building 9)

Outside the fenced area,
left in front of the entrance gate



Assembly point Rennerod (Building 12)

Inside the fenced area,
to the right of the entrance gate

